

Ayshe Simsek

19 September 2014

To: All Members of the Corporate Parenting Advisory Committee

Dear Member,

Corporate Parenting Advisory Committee - Monday, 22nd September, 2014

I attach a copy of the following reports for the above-mentioned meeting which were not available at the time of collation of the agenda:

**6. PERFORMANCE MANAGEMENT : CHILDREN AND FAMILIES
(PAGES 1 - 12)**

The report will provide an analysis of the performance data and trends for an agreed set of measures relating to looked after children on behalf of the Corporate Parenting Advisory Committee.

Yours sincerely

Ayshe Simsek
Principal Committee Co-ordinator
0208 489 2929

This page is intentionally left blank

Summary of Performance as at end of July 2014 for Corporate Parenting Committee

Positive and improved Quality of Practice and Performance

- Indicators around **stability of placements** for Looked After Children remain positive and in line with our statistical neighbours. 9.6% of children had 3 or more placements and 75% of children looked after for more than 2.5 years have been in the same placement for 2 years or more.
- 6 children were **missing from care** in the month of July 2014, 2 children were **away from placement without authorisation**. Numbers missing from care are low.
- There have been 9 **adoptions** in the year to July 14 compared with 16 in the same period last year. There have been **4 Special Guardianship Orders** in the same period compared to 11 in the previous year. 16.5% of children who ceased to be looked after in the year so far have achieved a legal permanency arrangement (11.5% adopted) but numbers achieving permanency via these routes have more than halved this year.
- **Children waited an average of 530 days from becoming looked after to being placed for adoption** in the period April to July 2014. Performance compares favourably with statistical neighbours. Excluding the days that children were placed with foster carers who subsequently adopted the child, the average days reduces to 190.
- 94% of children in care for over a month had an **up to date health assessment**.
- Focused work to address performance has resulted in an improvement of **children in care with up to date dental checks** from 65% in July to 82% in August.
- **Care leavers in suitable accommodation** is improving with between 70 & 80% of 19, 20 and 21 year olds in suitable accommodation, similar to last published figures for our statistical neighbours.
- The **Haringey Families First (HFF)** Programme - an initiative seeking to work with Haringey's most troubled families – has allocated a lead worker to 90% (765) of eligible families as at end June 2014, meeting target. Haringey achieved top quartile performance and consequently has met the thresholds set by Department of Communities and Local Government for phase one and will be starting phase two of the national programme in September 2014

Areas for focus and improvement

- There are 513 Looked After Children. This is a higher number than the level in similar boroughs although a reduction on this point last year. In order to scrutinise the quality of decision-making regarding Looked After Children a weekly Resource Panel meets, chaired by the Assistant Director for Safeguarding and Support. The increased rigour this weekly panel will afford will ensure decisions and resources are being taken appropriately.
- In addition, work to ensure permanency discussions are made at an earlier stage, as appropriate, rather than longer-term fostering arrangements. Alongside this is an emphasis on offering help and support earlier to assist in the prevention of a long-term care offer.
- 18.8% of children are placed 20 miles or more from Haringey and our target is 16%. The Sufficiency Board is securing an increased supply of local, high quality, in-house foster carers which offer greater value for money.

- The target for visits to children in care should be 95% and in August 2014 91% of visits took place within the required timescale. This has been picked up with the responsible managers in the monthly performance call-over meeting chaired by the Director of Children's Services.
- Reviews of children in care stood at 90% in August 2014 (459 out of 510) – whilst an improvement against levels achieved last year, this is below the required level.
- 56% of school age children have completed **Personal Education Plans** at the beginning of September. This is a decline on the 66% achieved before the summer holidays. Focused work and tracking of PEPs completion by team and worker is in operation and PEP training for all relevant staff has been organised for 25th of September.
- Performance on **care leavers in suitable accommodation and in education, employment and training** declined significantly in 2013/14 and only around half of care leavers aged 19, 20 and 21 are in education, employment or training. Focused work with team managers and Personal Advisors is happening to support those who are NEET to return to education or employment including supporting those with young children to find child care arrangements to enable them to attend education, training or employment opportunities.

Children and Families Monthly Performance Monitoring Report

July 2014

Highlighted PIs are in the Corporate plan

		This Month		2014/15 YTD
Looked after Children				
OP389	Children in care including unaccompanied asylum seeking children	513	↑	513
Op416	The rate of Children in care per 10,000 pop	89	↑	89
	Haringey (becoming)	10	↑	81
Op382	Haringey (ceasing)	16	↓	78
OP386 (NI €	Haringey Net Increase / Decrease	-6	↑	3
OP 419	Percentage of Children becoming looked after previously subject to Child Protection plan	70%	↑	50%
HY62	Number of young people becoming looked after on remand	2	→	8
LAC Reviews and Visits				
Op63	Children in Care visits	84%	↓	84%
HY_653	Children in care cases were reviewed within timescales	92%	↓	92%
	% of children in care for over a month with an up to date Health Assessment	94%	↑	94%
	% of Children in Care for over a month with an up to date Dental check (in the last 12 months)	65%	↑	65%
	% Children with an up to date PEP	66%	↓	66%
Missing and Stability				
	Number of children missing from care at any point in the month	6	↓	-
	Number of children away from Placement without Authorisation	2	↓	-
Op 418	<i>Stability of placements of looked after children: number of moves</i>	10%	→	10%
Op 418a	Stability of placements of looked after children: length of placement	75%	↑	75%
Op 418b	<i>Percentage of children placed 20 miles or more</i>	19%	↓	19%
Care Leavers				
	Care leavers in education, employment or training: 19th Birthday	60%	↓	55%
	20th Birthday	63%	↓	50%
	21st Birthday	44%	↑	42%
	Care leavers in suitable accommodation: 19th Birthday	80%	↓	81%
	20th Birthday	88%	↓	77%
	21st Birthday	67%	↓	71%
Adoption and Special Guardianship Orders				
	Number of adoptions/special guardianship orders	2	↓	13
	Number of adoptions	1	↓	9
	Number of special guardianship orders (SGOs)	1	→	4
Op61 (NI61:	Percentage of adopted children placed within 12 months following an agency decision that the child should be placed for adoption.	100%	→	86%
	<i>A1. Average number of days from becoming LAC to being placed for adoption</i>	442	↓	530
	A10. Average number of days Adjusted for Current Foster Carer adoptions	292	↓	190

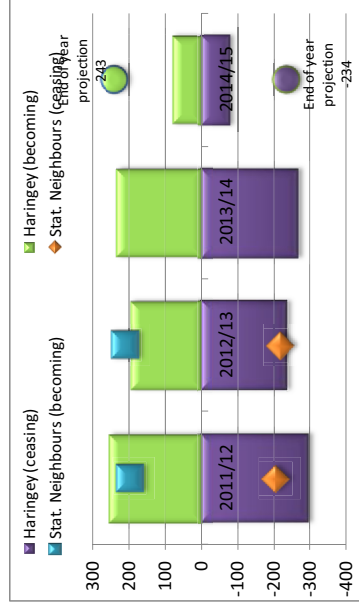
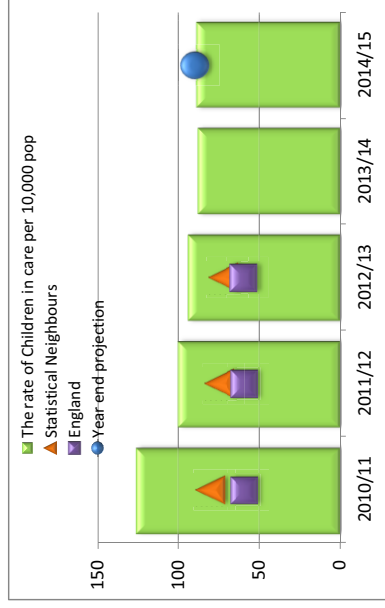
Contacts, Referrals and Assessments		This Month	2014/15 YTD
Op504	The number of contacts received	656	↓ 2446
Op410	The number of referrals to children's social care	220	↑ 809
	The rate of referrals to children's social care per 10,000 pop	38	↑ 141
HY649	Re-referrals within 12 months of the previous referral	11%	☐ 10%
	Percentage of referrals going on to assessment YTD	0%	☐ 0%
	Percentage of referrals with outcome NFA	2%	↓ 3%
	<i>Children and Families Assessments carried out within 45 working days</i>	100%	89%
HY650	Children and Families Assessments completed	164	↓ 841
	Distribution of days for completing assessments		
Child Protection			
Op388	Children subject to a child protection plan	289	289
OP 411	<i>The rate of Children Subject to a child protection plan per 10,000 pop</i>	50	50
OP 413	Children Becoming Subject to a child protection plan in the period	30	↓ 162
	Children Ceasing Subject to a child protection plan in the period	24	↑ 74
HY64	<i>Child Protection Plans ceasing after two years or more</i>	4%	↓ 1%
Op64a	CP Plans lasting over 2 years at period end	1%	↑ 1%
Op 365	Subject of Child Protection Plan for a second or subsequent time	23%	↑ 5%
Op367	Children moving to Haringey on a child protection plan	0	→ 2
OP380	Children moved out of Haringey on a child protection plan	0	↓ 3
	Percentage of CP cases which were reviewed within required timescales	99%	↑ 92%
	Child Protection Visits	79%	↓ 79%
	Children in Need Visits	65%	↓ 65%

Looked after Children

	2014/15											
	2013/14	Feb-14	Mar-14	Apr-14	May-14	Jun-14	Jul-14	YTD	Year end target	Traffic Light		
OP389 Children in care including unaccompanied asylum seeking children	507	512	507	509	510	519	513	513	-			
Haringey Target		485	479	-	-	-	-					
OP389a The rate of Children in care per 10,000 pop	88	89	88	88	89	90	89	89	-			
Op415 Haringey (becoming)	233	18	17	23	18	30	10	81	-			
Op416 Haringey (ceasing)	267	30	22	24	17	21	16	78	-			
Haringey Net Increase / Decrease	-34	-12	-5	-1	1	9	-6	3				
OP414 Percentage of Children becoming looked after previously subject to Child Protection plan	39%	82%	35%	44%	54%	45%	70%	50%	-			
OP438 Number of young people becoming looked after on remand	29	1	4	2	2	2	2	8	-			

Service Analysis

Why does the data look the way it does?



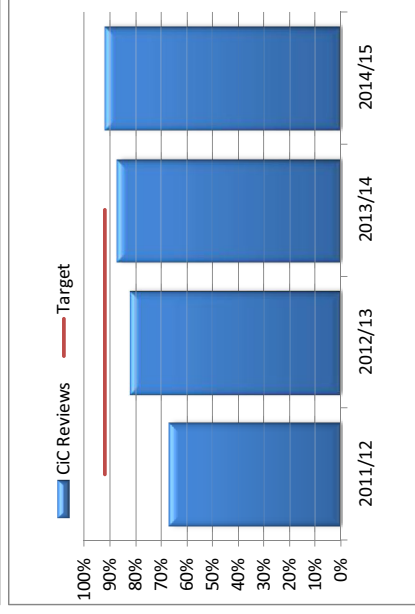
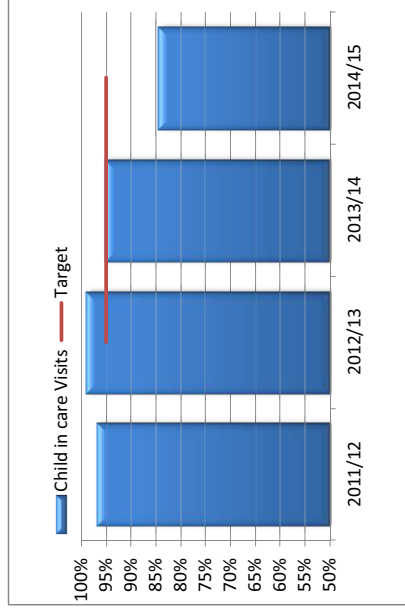
<i>What are you going to do about it?</i>		
From previous periods:	When are you going to do it by?	Update/ date completed
We need to make renewed efforts to review those in longer term care who we had hoped to achieve special guardianship for.	Some of the special guardianship orders should be achieved by October/November. Within the next month the LAC Head of Service will review the existing LAC to ensure that those that have SG as their plan, or might be able to add this to their care plan, have opportunity to acquire this.	This is ongoing with a date being arranged in early September to review all LAC currently in long term foster care, to assess for the possibility of achieving SG during this financial year.
There has been a significant rise in numbers of LAC. This is in spite of efforts to carefully monitor any new UASCs and their eligibility plus renewed efforts to accommodate young people through homelessness unless it is totally unsuitable to support them through S17.	When children first come into care they do not come through the LAC service therefore edge of care work is a crucial element of the prevention of accommodation. More joint work to track this is required with First Response and Safeguarding and Support.	A joint piece of work is required to examine what the collective view of the recent increase in numbers actually is and to agree joint actions to tackle this. The new board for "Getting to Good" seems to be an appropriate forum for this.
We need to examine what proportion are due to families' circumstances and what can be attributed to additional early help input still required but not, for whatever reason, provided.		
From this period:	When are you going to do it by?	Comment

LAC Reviews and Visits

	2013/14	Feb-14	Mar-14	Apr-14	May-14	Jun-14	Jul-14	YTD	Target	2014/15
Op382	95%	95%	95%	93%	87%	94%	84%	84%	-	
OP386	87%	88%	87%	95%	95%	95%	92%	92%	-	
Op420	85%	79%	85%	86%	88%	90%	94%	94%	-	
Op450	60%	54%	51%	58%	64%	64%	65%	65%	-	
PEPS				72%	76%	72%	66%	66%	-	
Care Plans	New Indicator to be reported in future months									
Pathway Plan	New Indicator to be reported in future months									

Service Analysis

Why does the data look the way it does?



What are you going to do about it?

From previous periods:

Continued drive to check that all visits are uploaded.

Further effort is to be made now with dental checks

When are you going to do it by?

End of July

End of August

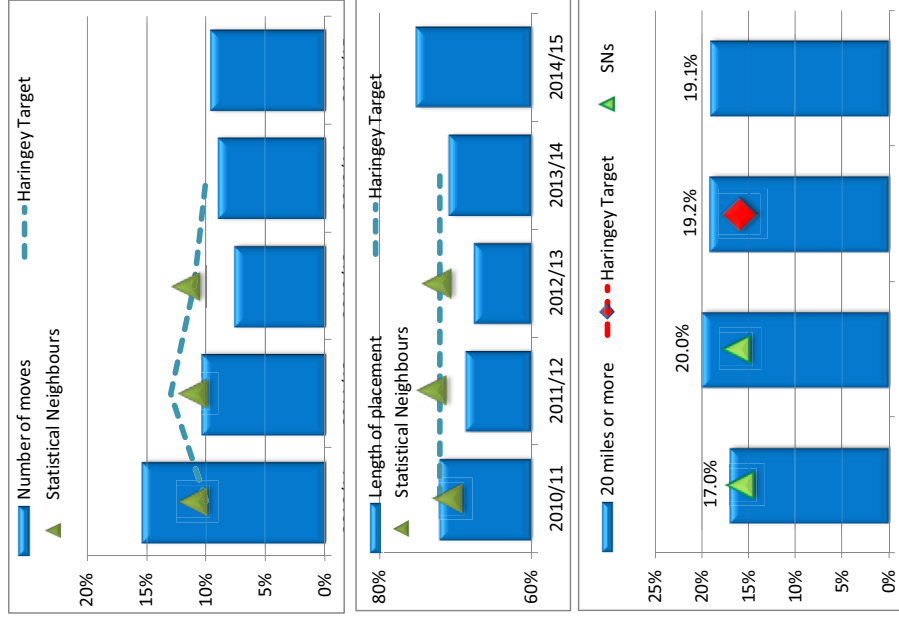
Update/ date completed

We need to raise the profile of the need for dental checks across the relevant LAC services.

Missing and Stability

Highlighted PIs are in the Corporate plan

	2014/15											
	2013/14	Feb-14	Mar-14	Apr-14	May-14	Jun-14	Jul-14	YTD	Year end target	Traffic Light		
OP700	-	-	-	3	1	4	6		-			
OP701	-	-	-	2	1	1	2		-			
HY62	9.0%	8.6%	9.0%	8.9%	8.9%	9.6%	9.6%	9.6%	-			
Op63	71%	73%	71%	72%	75%	75%	75.1%	75.1%	-			
HY_65 3	19.2%	18.7%	19.2%	18.7%	18.0%	18.5%	19.1%	19.1%	-			



Service Analysis

Why does the data look the way it does?

<i>What are you going to do about it?</i>	When are you going to do it by?	Update/ date completed
<p>From previous periods: 5. The work on LAC sufficiency is really developing now and this can be used to gradually improve this figure further.</p>	<p>Regular reviews of placements at Resources Panel, careful monitoring of young people's needs at LAC reviews</p>	<p>LAC Sufficiency Board to meet on July 22nd.</p>
<p>I reported back to CDU on July 14th with regard to progress on 20+ mile placements. Broadly, figures for the last week in June totalled 88 young people placed 20+ miles. I carried out an audit of this cohort and established that 80 of these YP were in settled foster or residential placements. Only 8 were in situations that appeared either very new or unsettled, to the point that a move was inevitable. It was positive to note that in 8 of these a SG order was imminent for 2014-15. Two of the older YP were about to return to LBH to take up semi independent accommodation. There were 19 residential placements which included 7 for CWD. Included in the unsettled placements are two foster placements that are breaking down and one residential placement where the unit is graded as inadequate and a move is needed.</p>	<p>The work discussed with CDU is to be linked, as far as possible, with the project work being undertaken with Impower regarding LAC sufficiency. Clarity will be achieved in early August with a work plan, shaped by CDU to be in place by August 8th.</p>	
From this period:	When are you going to do it by?	Comment

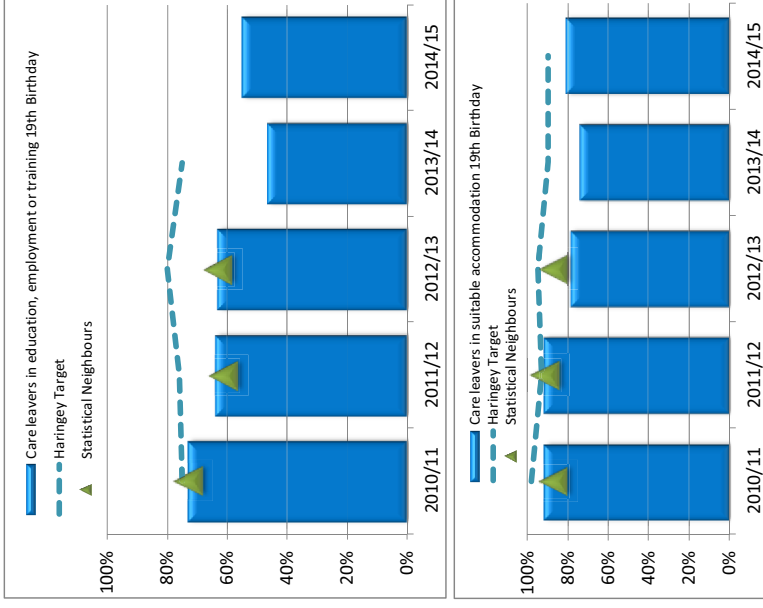
Care Leavers

	2013/14	Feb-14	Mar-14	Apr-14	May-14	Jun-14	Jul-14	YTD	2014/15
Care leavers in education, employment or training									
OP148 19th Birthday	47%	100%	100%	40%	50%	75%	60%	55%	target
OP148b 20th Birthday	52%	80%	60%	20%	-	83%	63%	50%	-
OP148c 21st Birthday	41%	80%	75%	50%	50%	36%	44%	42%	-

	2013/14	Feb-14	Mar-14	Apr-14	May-14	Jun-14	Jul-14	YTD	2014/15
Care leavers in suitable accommodation									
OP147 19th Birthday	74%	100%	100%	67%	83%	100%	80%	81%	-
OP147b 20th Birthday	72%	100%	60%	40%	67%	100%	88%	77%	-
OP147c 21st Birthday	78%	100%	100%	67%	50%	82%	67%	71%	-

Service Analysis

Why does the data look the way it does?



What are you going to do about it?

From previous periods:

Focused work with team managers and Personal Advisors to support those who are NEET to return to ETE. This will include support those with young children to find child care arrangements and be able to attend ETE.

When are you going to do it by?

ASAP-Management meeting and service meeting in August 2014.

Update/ date completed

Adoption and Special Guardianship Orders

	2013/14	Feb-14	Mar-14	Apr-14	May-14	Jun-14	Jul-14	YTD	2014/15
Op 418 Number of adoptions/special guardianship orders	64	4	1	2	5	4	2	13	Year end target
Op 418a Number of adoptions	38	3	1	2	3	3	1	9	
Op 418b Number of special guardianship orders (SGOs)	26	1	0	0	2	1	1	4	
Op67 (NI61) Percentage of adopted children placed within 12 months following an agency decision that the child should be placed for adoption.	61%	0%	100%	0%	67%	100%	100%	86%	
HY483 A7. Average number of days from becoming LAC to being placed for adoption	778.18	376	402	469	715	414	442	530	
HY483a A10. Average number of days Adjusted for Current Foster Carer	516.18	199	402	65	-	135	292	190	
OP445a Private fostering - seen in 7 days	-	-	-	-	-	-	-	-	
OP445b Private fostering children with all visits complete	-	-	-	-	-	-	-	-	

Service Analysis

Why does the data look the way it does?

The improved position in respect of number of days from care to placed for adoption and percentage placed within 12 months of ADM decision reflects the focus the performance management of staff and the service, and the embedding of permanency planning within the service. There are, however, children being placed for adoption who have complex needs and the search for an appropriate family has been more default and longer. This will affect these KPIs when the children are adopted.

What are you going to do about it?

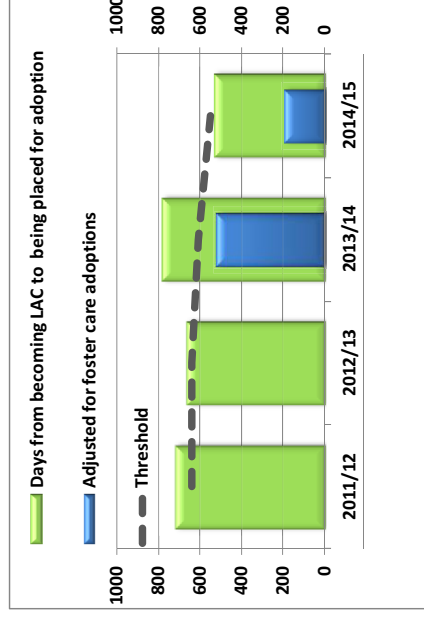
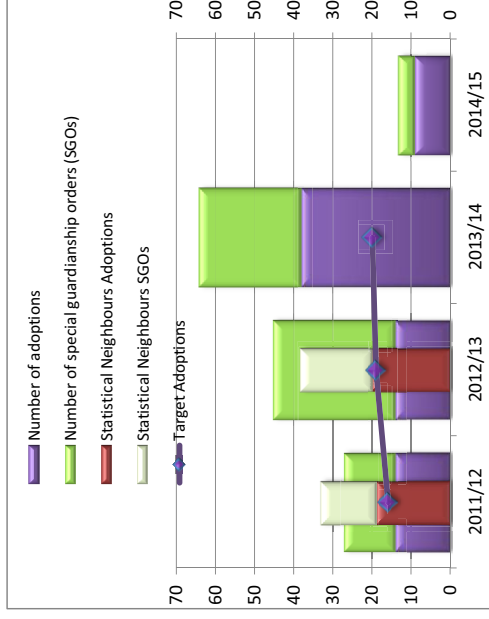
From previous periods:

The tracking meeting has had more focus on monitoring the progress of adoption placements and orders. It is necessary to apply the same rigour to special guardianship in the meetings, and to revise the SG spreadsheet to support this.

When are you going to do it by?

The work identified for special guardianship orders will be completed by mid-August

Update/ date completed



This page is intentionally left blank